

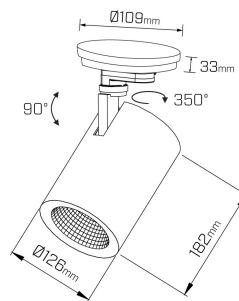
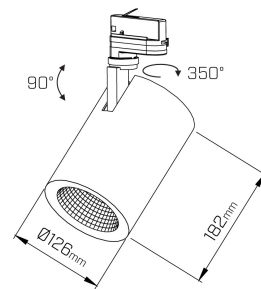


## Like the Mini, with more bang

- Colour temperatures in warm and natural white 3000K/ 3000K Vivid/ 3500K/ 3500K Vivid/ 4000K/ 4000K Vivid
- Also available in mini size
- Efficacy of 78lm/W at CRI90
- Features enhanced lighting capabilities with honeycomb louvre, cross louvre and barndoor accessories

## Product info

System Lumen Range	2190lm — 3750lm
System Power	40W, 48W
Forward Current	1000mA, 1200mA
System Efficacy Range	55lm/W to 78lm/W
Input Voltage	240V
Body/Trim Colour	White, Black
Installation Method	3-Circuit Track Mounted, Surface Mounted
LED Brand	Citizen
IP Rating	IP20
Diffuser	Clear
Dimming Type	Non-Dimmable
Maximum Tilt Angle	90°
Maximum Rotation Angle	350°
Accessories	Without Accessory, Honeycomb Louvre, Barn Doors
Warranty	5 years (T&C apply)
Custom Dimming Type	Available on request



## Photometric info

Colour Rendering Index (CRI)	CRI90
Colour Temperature (CCT)	3000K, 3000K Vivid, 3500K, 3500K Vivid, 4000K, 4000K Vivid
Beam Angle	10°, 20°, 45°
Light Output Ratio (LOR)	100
Unified Glare Rating (UGR)	<UGR17
Custom Colour Temperature (CCT)	Available on request
Revit Files	Please choose Beam Angle / Power within the Revit file

## Compliance

RoHS

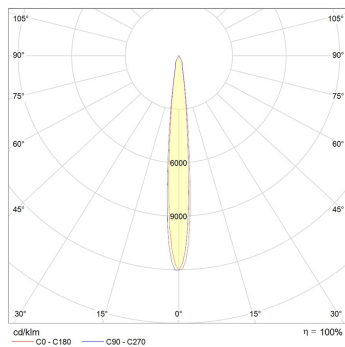


## Packaging

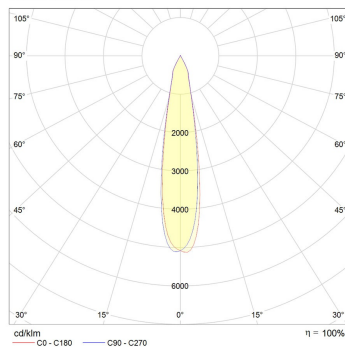
Box Weight	2kg
Box Dimensions L x W x H mm	140 mm x 140 mm x 340 mm
Boxes per Carton	10
Carton Dimensions L x W x H mm	720 mm x 310 mm x 370 mm

## Polar distribution diagrams

Venice Maxi 11°



Venice Maxi 20°



Venice Maxi 46°

